



- CONDENSER EXPANDER
- BOILER EXPANDER

TUBE EXPANDER LUBRICATION, MAINTENANCE AND OPERATION



Rev: A, 5/11/2007

Thomas C. Wilson, Inc.

21-11 44th Avenue, Long Island City, New York 11101
Tel: (718)729-3360 Fax: (718)361-2872 <http://www.tcwilson.com>
E-mail: tcwilson@tcwilson.com




1- Remove all rust, mill scale and other foreign matter from the inside and outside of the tubes.

Make sure that the expander has the proper range for the application.

2- Adjust the expander collar by using the provided Hex key to loosen the set screw then spin the collar clockwise or counterclockwise.

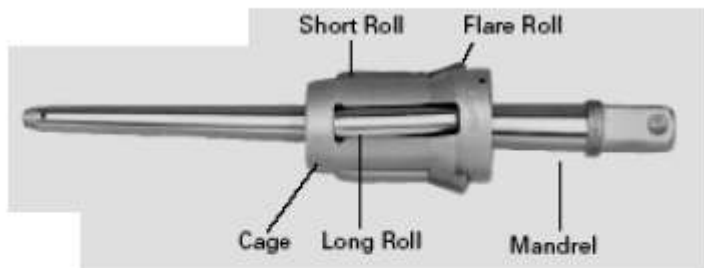
Position the expander in the tube so the adjustable thrust collar is against the tube end.



The rolls should always be inside the rear tube sheet by 1/16".
DO NOT ROLL OUTSIDE THE TUBE SHEET.

B) Boiler Expander

Position the expander in the tube such that flare rolls reach in approximate 1/2" from the tube end.



Before start rolling the tube lubricate the tube with pressure resistant lubrication such as Wilson Expander Lube P/N 28115-0009.



**Expander Lube 1 Gallon
P/N 28115-0009**

**Expander Lube 1 Quart
P/N 28115-0002**

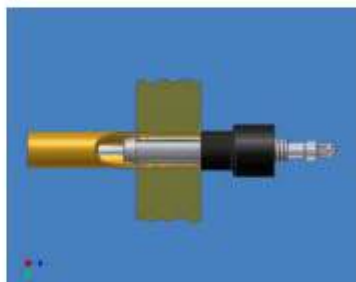
4- Expanders develop heat and it is good practice to use two expanders that one is cooling while the other is in use and switch every 10-15 tubes.

Use B-Kool P/N 42161-0004



5- Inspect the rolls and mandrel after rolling each tube and replace any chipped rolls or mandrels immediately.

6- After Rolling clean the expanders and store them in light oil, #10 weight.



For more product information and service manual, please visit us on the web at www.tcwilson.com

Thomas C. Wilson, Inc.

21-11 44th Avenue, Long Island City, New York 11101

Tel: (718)729-3360 Fax: (718)361-2872 <http://www.tcwilson.com>

E-mail: tcwilson@tcwilson.com